

BEYOND *highlights*

NORTHWESTERN

THE UNDERGRADUATE CLASS OF 2020

First destination study six months after graduation

This report represents data from 1728 (82%) members of the Class of 2020. 2105 undergraduate students graduated Fall 2019, Winter 2020, Spring 2020, and Summer 2020, according to the University Registrar.

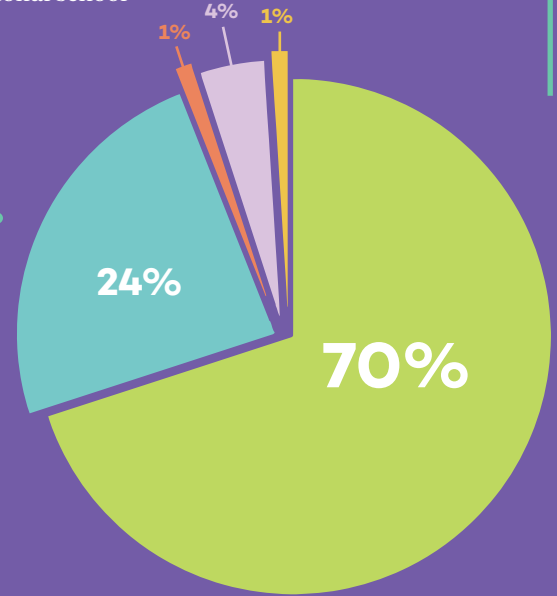
18%	Business Services, Financial Services, Investment Banking
15%	Consulting
14%	Communications, Marketing, Media
14%	Engineering
9%	Biotechnology, Healthcare, Pharmaceutical
7%	Government, Non-profit
6%	Technology
5%	Education, Teaching
4%	Research, Science
3%	Entertainment
3%	Law
1%	Performing, Visual Arts
2%	Other

WHERE IS THE CLASS OF 2020 NOW?

Within six months of graduation:

70% were employed
24% were enrolled in graduate or professional school, or participating in a fellowship
1% were engaged in military service, volunteer work, or other career-related activities

4% were actively job searching
1% were actively applying to graduate or professional school



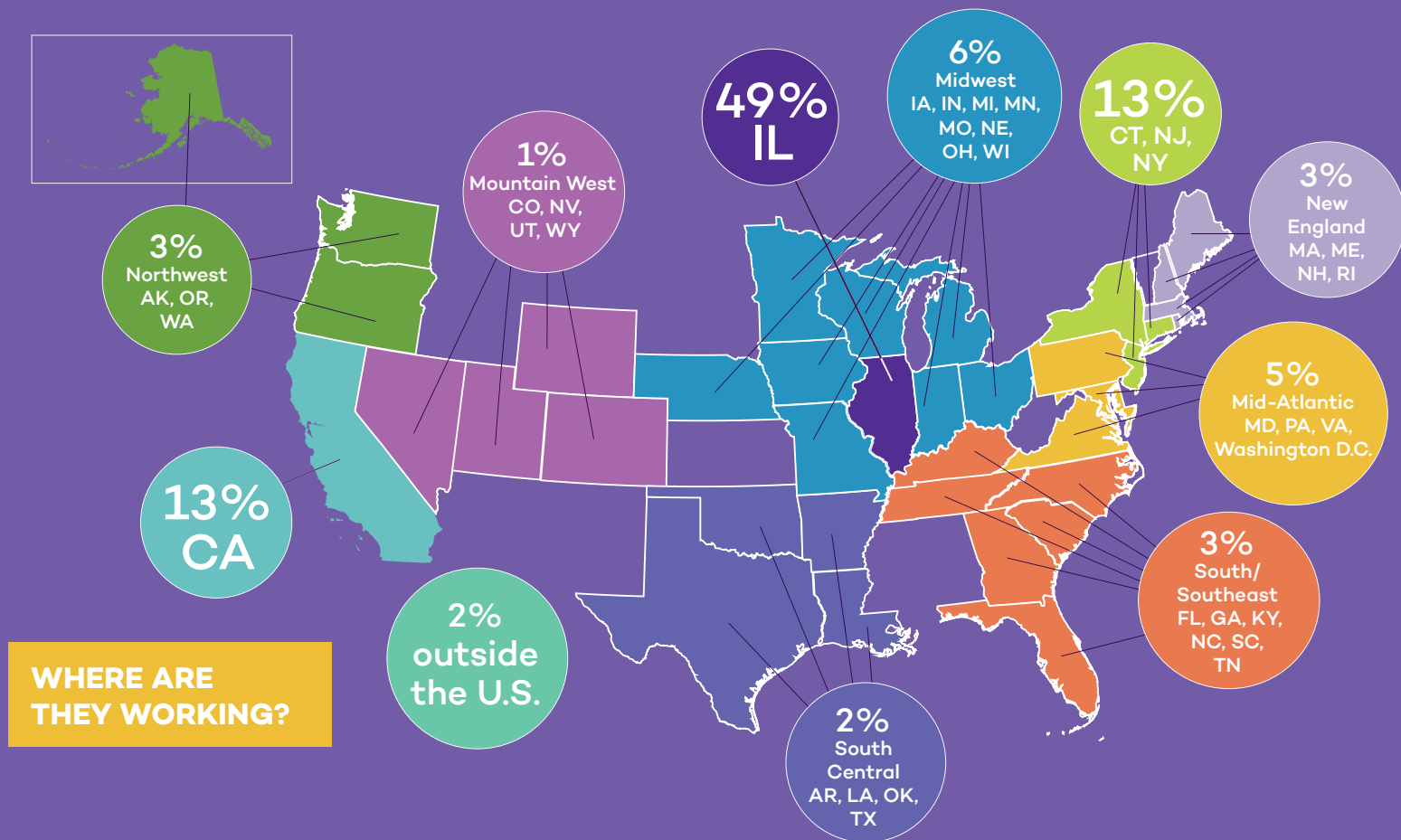
CLASS OF 2020 EMPLOYMENT

1203 (70%) recent graduates were employed six months after graduation. Industry information was available for 1066 of these graduates.

SALARY INFORMATION

SCHOOL/COLLEGE	NUMBER OF RECENT GRADUATES	AVERAGE SALARY
Weinberg College of Arts and Sciences	202	\$62,895
McCormick School of Engineering and Applied Science	120	\$79,228
School of Communication	46	\$48,936
School of Education and Social Policy	40	\$58,474
Medill School of Journalism, Media, Integrated Marketing Communications	40	\$51,993
Bienen School of Music	15	\$52,467

Starting salary information was available for 463 of the recent graduates who were employed full-time six months after graduation. The average salary overall was \$64,080. Salary data is influenced by the industry a student selects.



Locations were available for 988 employed recent graduates. For virtual work, location of the company was prioritized over location of the student/alumni.

EXPERIENTIAL LEARNING OPPORTUNITIES, INTERNSHIPS, RESEARCH, AND DEEP INVOLVEMENT

EXPERIENTIAL LEARNING OPPORTUNITIES

As part of the 2020 Post-Graduation Survey (one source of information for this study), recent graduates were given a list of 21 experiential learning opportunities and asked to check all those in which they had participated as undergraduates. 722 recent graduates responded to this question.

93% reported that they had engaged in one or more experiential learning opportunities.

INTERNSHIPS





72% reported that they had participated in one or more internship experiences.

RESEARCH

58% reported that they had participated in one or more research experiences.

DEEP INVOLVEMENT

91% reported that they had been “deeply” involved in one or more student organizations, clubs, or varsity athletics.

-  facebook.com/nucareeradvice
-  instagram.com/nucareeradvice
-  twitter.com/nucareeradvice
-  bit.ly/ncalinkedin

If you have questions about this study, please contact the Executive Director of Northwestern Career Advancement, Dr. Mark Presnell, at mark.presnell@northwestern.edu. School of Professional Studies graduates were not included in this report.